

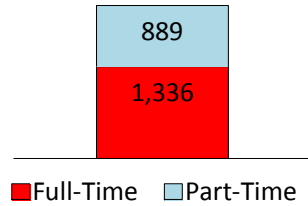
Washington State Community College

Marietta, OH (740) 374-8716

Student Characteristics - Fall 2007

TOTAL ENROLLMENT 2,225

Enrollment Status



STUDENT PROFILE

Student Level

Undergraduate	2,032	91%
High School (Dual Enrolled)	193	9%

Gender

Women	1,411	63%
Men	814	37%

Race/Ethnicity

White, non-Hispanic	2,110	95%
Black, non-Hispanic	37	2%
Hispanic	7	<1%
Asian or Pacific Islander	8	<1%
American Indian / Alaskan Native	19	1%
Non-Resident Alien / Race Unknown	44	2%

Geographic Distribution

Ohio	84%
Other US States and Territories	16%
Other Countries	0%

Age

Average Age	27
Percent of Students Age 25 or Older	44%

Undergraduate Success and Progress Rate

First-Time, Full-Time, Degree-Seeking Students Starting in Fall 2002 112

3 Years Later 62%

- Percent that Graduated from an Ohio Public Institution 30%
- Percent Still Enrolled at Same Institution 25%
- Percent that Transferred to another Ohio Institution 6%

6 Years Later 51%

- Percent that Graduated from an Ohio Public Institution 39%
- Percent Still Enrolled at Same Institution 8%
- Percent that Transferred to another Ohio Institution 4%

First-Time, Part-Time, Degree-Seeking Students Starting in Fall 2002 36

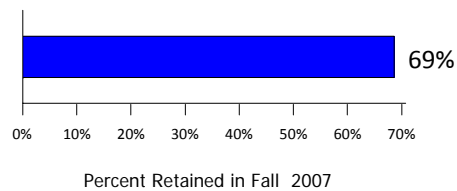
3 Years Later 42%

- Percent that Graduated from an Ohio Public Institution 11%
- Percent Still Enrolled at Same Institution 28%
- Percent that Transferred to another Ohio Institution 3%

6 Years Later 33%

- Percent that Graduated from an Ohio Public Institution 28%
- Percent Still Enrolled at Same Institution 6%
- Percent that Transferred to another Ohio Institution 0%

Retention of Fall 2006 First-Time, Full-Time, Degree-Seeking Students



Tuition and Financial Aid

Annual FY 2009 tuition and fees (sticker price) for in-state, undergraduate students before financial aid was \$3,555. The cost to attend Washington State Community College varies based on the individual circumstances of students and may be reduced through grants and scholarships.

Financial Aid Awarded to Students

Overall Financial Aid

- 80% of first-time, full-time, degree-seeking students in 2007-08 received financial aid of some type including need-based grants and loans, work-study, and non need-based scholarships.

Federal Financial Aid

- 32% of first-time, full-time, degree-seeking students in 2007-08 received a federal grant. The average grant for the year was \$2,195.

Institutional Aid

- 10% of first-time, full-time, degree-seeking students in 2007-08 received an institutional grant. The average grant for the year was \$1,550.

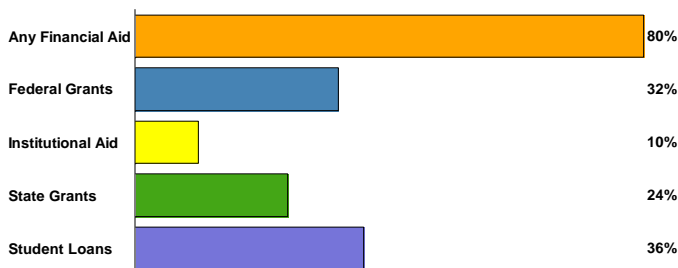
State Financial Aid

- 24% of first-time, full-time, degree-seeking students in 2007-08 received a federal grant. The average grant for the year was \$919.

Federal Loans

- 36% of first-time, full-time, degree-seeking students in 2007-08 received a federal loan. The average loan amount for the year was \$2,028.

Percent of First-Time Students in FY 2007 Receiving Each Type of Financial Aid.



NOTE: Students may receive aid from more than one source.

Degrees and Areas of Study

Degrees Awarded at Washington State Community College in FY 2007-08

	All Students	First-Generation College	Minority
Associate Degrees	291	130	7
Certificates	70	45	2
Total	361	175	9

Areas of Study with the Largest Number of Associate Degrees Awarded in 2007-08

Health	33%
Business	17%
Arts & Humanities	13%
Engineering	9%
Social & Behavioral Sciences	8%
All Other Degree Areas	20%
Total	100%

Study at Washington State

Classroom Environment

% of Classes with Fewer than 30 Students

% of Classes with Fewer than 50 Students

Students Engaged in Internships/Co-Op/Field Experience 301

Full-Time Instructional Faculty

Total Faculty	62
% Women	60%
% from Minority Groups	0%
% with Master's Degree or Higher	50%

Post-Graduation Outcomes of Spring 2007 Associate Degree Graduates

- Employment in Ohio in 4th Quarter 2007
- College Enrollment in Ohio in 2007-08

